

HILDA WALKER IMPORTANT SAFETY NOTICE

August 2019

Dear Parents,

In order to continue keeping our children safe, we wanted to share our most efficient arrival and dismissal procedures with you. The following are the procedures we will implement this school year.

Parent Drop-Off in Morning

- Parents will use one single lane to drive up to the main entrance from Mary Drew Parkway;
- Drive up to first Point C (**see diagram letter C**) and/or follow traffic, leaving the crosswalk open; staff will be at each Point C to monitor student arrival/dismissal; vehicles are to wait until all students are on the sidewalk and/or in their vehicle before accelerating forward; and
- Exit the school property by using Mary Drew Parkway. (**See Diagram letter F**)

Walkers

- Walkers coming from the north side of the school are encouraged to use the multi-use path on the Northwest side of the school which leads from Heritage Drive to the rear of the school; (**See diagram letter A**)
- All walkers will enter in the morning and exit in the afternoon from the rear doors of the school; (**See diagram letter B**)
- A school employee will be stationed by the bridge for both arrival and dismissal times; and (**See diagram letter D**)
- All walkers coming from the south of the school will follow the same pattern as previous years; a school employee will be stationed at the east access drive and will assist the walkers across Mary Drew Parkway to the sidewalk. (**See diagram letter I**)

Bus Riders

- Buses will line up in the rear of the building;
- Bus riders will exit and enter through the rear of the building to their bus; and (**See diagram Letter E**)
- School employees will be stationed at the rear of the school to supervise all students. (**See diagram letter H**)

Parent Pick-Up

- Lines have been strategically painted in the front parking lot for parents/guardians to follow; (**See diagram Parent Pick Up/ Drop Off spots**)
- Parents/guardians will pull their vehicles in the main lane up to these lines; vehicles will remain in one row; (**See diagram letter F**)
- All vehicles are to be placed in the park position; the parents/guardians will wait in their cars until their student approaches their vehicle; if a parent/guardian would like to meet their student(s) near the building, please park in the lot, and use the crosswalk; students will be standing in the safety square until their ride arrives; and (**See diagram letter G**)
- Once all vehicles are loaded and the parking lot is clear, the vehicles will be released by a school employee; and the process will begin again. (**See diagram letter K**)

Bike Riders

- All bike riders coming from the north side of the school are encouraged to use the multi-use path on the northwest side of the school which leads from Heritage Drive to the rear of the school; and (**See diagram letter J**)
- All bike riders coming from the south of the school will follow the same pattern as previous years; a school employee will be stationed at the east access drive and will assist the bike riders across Mary Drew Parkway to the sidewalk; bike racks are located east of the building for their use; and students must walk their bikes across the street. (**See diagram letter J**)

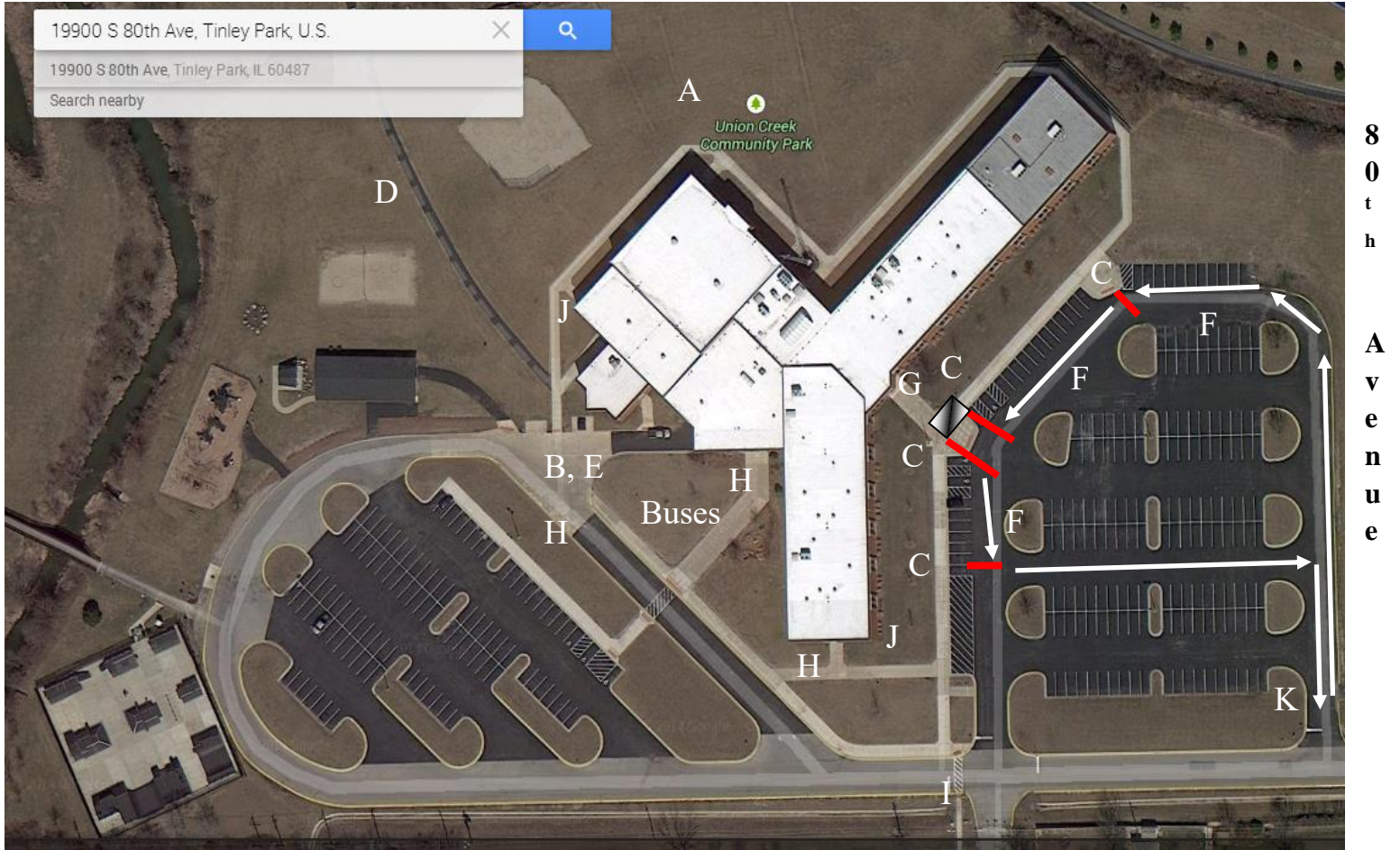
Tinley Park Police Department

- The Tinley Park Police Department will be ticketing cars dropping off and picking up children on Heritage Drive near the walking path; Signs will be posted in that area; students are not to be picked up at this location; please utilize the parking lot. (See diagram letter I)
- Any questions about the traffic pattern can be directed to Ms. Goebel at 815.464.2285.

Sincerely,

Laura C. Goebel, *Principal*

Maura K. Carroll, *Assistant Principal*



Mary Drew Parkway

KEY


A = Walking Path

F = Parents in cars

K = Staff at Car Release


B = Walker entrance

G = Parents at entrance

 = Safety Square

C = Staff at Pick Up/ Drop Off Stops

H = Staff by Bus Lines

 = Parent Pick Up/ Drop Off Stops

D = Staff by Bridge

I = Staff by Mary Drew Crossing

E = Bus riders / walkers / bike-riders entrance

J = Bike racks