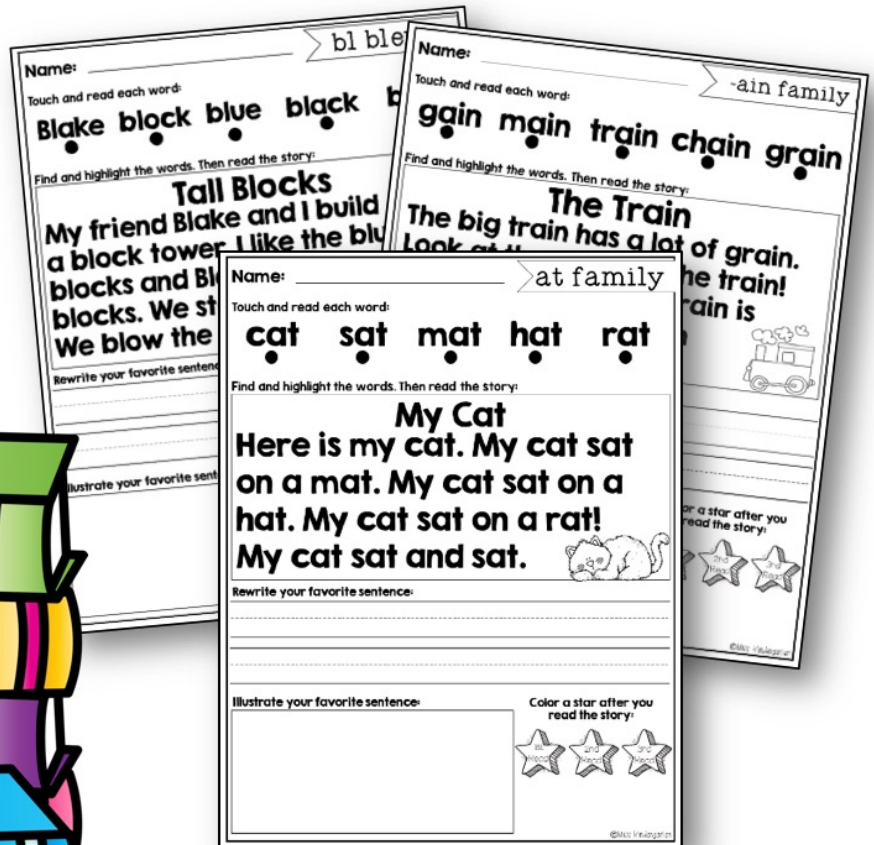


# I CAN READ!

.....free reading passages.....



Miss kindergarten

# How to use:

## Fluency Passages

Students practice reading the words first in isolation. The dots are a reminder to touch each word.

Students choose their favorite sentence, write it on the line and illustrate a picture to match.

Students will find and highlight the focus words in each sentence. Then they will read the story. This also helps them practice reading sight words.

To practice reading fluently, students will read each story 3 times, and color a star after each read.


Name: \_\_\_\_\_ at family

Touch and read each word:

**cat sat mat hat rat**

Find and highlight the words. Then read the story:

**My Cat**  
**Here is my cat. My cat sat**  
**on a mat. My cat sat on a**  
**hat. My cat sat on a rat!**  
**My cat sat and sat.**



Rewrite your favorite sentence:

My cat sat on a rat!

Illustrate your favorite sentence:

Color a star after you read the story:

1st Read 2nd Read 3rd Read

Miss KINDERGARTEN

©Miss Kindergarten

Name: \_\_\_\_\_

at family

Touch and read each word:

cat

sat

mat

hat

rat

Find and highlight the words. Then read the story:

## My Cat

Here is my cat. My cat sat  
on a mat. My cat sat on a  
hat. My cat sat on a rat!  
My cat sat and sat.



Rewrite your favorite sentence:

\_\_\_\_\_

\_\_\_\_\_

\_\_\_\_\_

\_\_\_\_\_

\_\_\_\_\_

Illustrate your favorite sentence:

\_\_\_\_\_

\_\_\_\_\_

\_\_\_\_\_

\_\_\_\_\_

\_\_\_\_\_

Color a star after you  
read the story:



Name: \_\_\_\_\_

en family


Touch and read each word:

hen men ten pen Ben

Find and highlight the words. Then read the story:

## Ben's Hen

Ben has a hen in the pen.  
She begs to be fed when  
she sees the men. Then  
ten men pet the hen.



Rewrite your favorite sentence:

---

---

---

---

---

---

Illustrate your favorite sentence:

Color a star after you  
read the story:



Name: \_\_\_\_\_

ip family

Touch and read each word:

dip

rip

zip

sip

tip

Find and highlight the words. Then read the story:

**Time to Swim**  
**Let's go for a dip. I will zip**  
**my bag and have a sip. The**  
**tip of the bag can rip.**  
**I will zip it fast!**



Rewrite your favorite sentence:

\_\_\_\_\_

\_\_\_\_\_

\_\_\_\_\_

\_\_\_\_\_

\_\_\_\_\_

Illustrate your favorite sentence:

\_\_\_\_\_

\_\_\_\_\_

\_\_\_\_\_

\_\_\_\_\_

\_\_\_\_\_

Color a star after you  
read the story:



Name: \_\_\_\_\_

-ake family

Touch and read each word:

**bake cake make take wake**

Find and highlight the words. Then read the story:

## Birthday Cake

**Wake up! It is time to make the cake. First, we will mix it. Then, we will bake it. Last, we will take it to Jim. He will like the cake!**



What will be done first?

---

---

---

---

---

---

Illustrate your answer:

Color a star after you read the story:



Name: \_\_\_\_\_

➤ -eal family


Touch and read each word:

deal real meal seal steal

Find and highlight the words. Then read the story:

## A Wet Seal

Did you see the wet seal steal  
that meal? He took all the fish!  
That is a real big deal. Now  
we will have a seal with  
no meal!



What did the seal do?

---

---

---

---

---

---

Illustrate your answer:

A large empty rectangular box is provided for the student to draw or illustrate their answer to the question 'What did the seal do?'. It occupies the bottom left portion of the worksheet.

Color a star after you  
read the story:





Name: \_\_\_\_\_

ide family

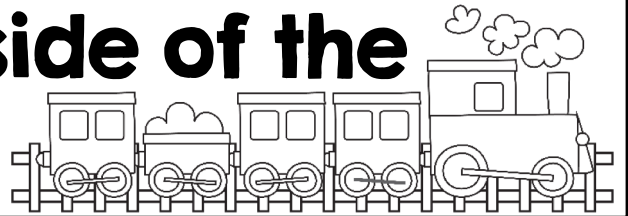
Touch and read each word:

ride side glide slide wide

Find and highlight the words. Then read the story:

## At the Park

I like to slide at the park. I can glide on the swings, too. On Sunday, we can ride the wide train to the other side of the park. It is fun!



What can they ride on Sundays?

---

---

---

---

---

---

Illustrate your answer:

Color a star after you read the story:





Name: \_\_\_\_\_

bl blends

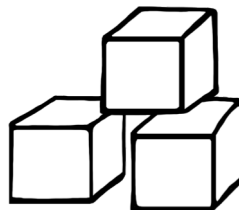
Touch and read each word:

**Blake block blue black blow**

Find and highlight the words. Then read the story:

## Tall Blocks

**My friend Blake and I build a block tower. I like the blue blocks and Blake likes the black blocks. We stack our blocks tall. We blow the blocks down! Boom!**



Rewrite your favorite sentence:

Illustrate your favorite sentence:

Color a star after you read the story:



Name: \_\_\_\_\_

cr blends

Touch and read each word:

**cry crawl cross crib cream**

Find and highlight the words. Then read the story:

## My Baby Sister

I have a baby sister. She likes to  
crawl and cross the room. At  
night, she sleeps in her crib. She  
will cry when she needs milk.  
Her milk looks like cream!



Rewrite your favorite sentence:

\_\_\_\_\_

-----

\_\_\_\_\_

-----

\_\_\_\_\_

Illustrate your favorite sentence:

\_\_\_\_\_

\_\_\_\_\_

\_\_\_\_\_

\_\_\_\_\_

\_\_\_\_\_

Color a star after you  
read the story:



Name: \_\_\_\_\_


sh beginning  
diagraph

Touch and read each word:

shirt shorts shark sharp shells

Find and highlight the words. Then read the story:

**At the Beach**  
I wear my shirt and shorts to  
the beach. I see a shark with  
sharp teeth. We like to walk  
and pick up shells. The  
beach is fun!



Rewrite your favorite sentence:

\_\_\_\_\_

-----

\_\_\_\_\_

-----

\_\_\_\_\_

Illustrate your favorite sentence:

\_\_\_\_\_

\_\_\_\_\_

\_\_\_\_\_

\_\_\_\_\_

\_\_\_\_\_

Color a star after you  
read the story:





# FIND MORE!

I hope you and your students enjoy using this freebie in your classroom. You can find my reading fluency practice in my store by clicking on the pictures below!

## I CAN READ!



.....short vowel words.....



Miss kindergarten

## I CAN READ!



.....long vowel words.....



Miss kindergarten

## I CAN READ!

.....blends and digraphs.....



Miss kindergarten

# THANK YOU



Thank you for downloading this resource! I hope you enjoy using and implementing it in your own classroom. If you have any questions or see an error, please email me at [info@misskindergarten.com](mailto:info@misskindergarten.com). Be sure to follow my [TpT store](#) to receive updates and **NEW** product notices! I love connecting with other teachers. Click any icon below to reach me.



# TERMS OF USE



- ♥ Every page of this resource is copyrighted. You may not recreate anything to sell or share based on this packet.
- ♥ This packet is for one teacher use only. Do not share with colleagues. If they like the packet, please send them to my TpT store.
- ♥ You are permitted to share the cover image of this packet on your blog or via social media as long as you link back to my blog post showcasing the product or the product link on TpT.



# FONTS & GRAPHICS

