

# Blends and Digraphs



Sample worksheets for 'Blends and Digraphs' activities:

- Cut and Paste Blends**: A worksheet with three columns labeled 'sk', 'sl', and 'sm'. Below each column are empty boxes for pasting.
- Beginning Blends**: A worksheet with a grid of words with missing beginning letters, such as '\_\_\_ender', '\_\_\_ail', '\_\_\_ock', '\_\_\_oves', '\_\_\_agon', '\_\_\_ab', '\_\_\_ide', '\_\_\_ider', '\_\_\_oss', '\_\_\_uit', '\_\_\_ead', '\_\_\_esent', '\_\_\_uck', and '\_\_\_um'. Each word is accompanied by a small illustration.
- Which Blend?**: A worksheet with a grid of words and illustrations. The words are: blocks, plocks, fry, fly, frog, frog, clab, crab, croal, stool, plant, prant, blane, plane, drum, dum, ski, sfi, smile, skile, snake, slake, snamp, stamp.
- Cut and Paste Digraphs**: A worksheet with three columns labeled 'ch', 'sh', and 'th'. Below each column are empty boxes for pasting.
- Beginning Digraphs**: A worksheet with a grid of words with missing beginning digraphs, such as '\_\_\_eese', '\_\_\_oto', '\_\_\_umb', '\_\_\_eep', '\_\_\_ale', '\_\_\_erry', '\_\_\_ell', '\_\_\_ark', '\_\_\_istle', '\_\_\_air', '\_\_\_eel', '\_\_\_ovel', and '\_\_\_one'. Each word is accompanied by a small illustration.
- Cut and Paste Blends**: A worksheet with three columns labeled 'bl', 'br', 'cl', 'cr', 'dr', and 'fr'. Below each column are empty boxes for pasting.
- Whisk**: A worksheet with a grid of words and illustrations. The words are: whisk, phisk, shief, their, shark, shark, shorn, thorn, thumb, chumb.

**FREEBIE**

Please leave  
feedback

Created by:




# Beginning Blends

Say the name of the picture. Fill in the letters that make the beginning sound. Color the pictures.



\_\_\_ender



\_\_\_ider



\_\_\_ail



\_\_\_oss



\_\_\_ock



\_\_\_uit



\_\_\_oves



\_\_\_ead




\_\_\_agon



\_\_\_esent



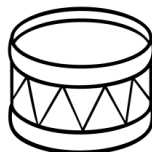
\_\_\_ab



\_\_\_uck



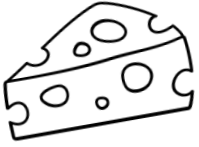
\_\_\_ide




\_\_\_um

# Beginning Digraphs

Say the name of the picture. Fill in the letters that make the beginning sound. Color the pictures.



\_\_\_ eese



\_\_\_ ark



\_\_\_ oto



\_\_\_ istle




\_\_\_ umb



\_\_\_ air




\_\_\_ eep



\_\_\_ eel



\_\_\_ ale



\_\_\_ ovel



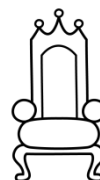
\_\_\_ erry



\_\_\_ one










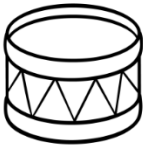




\_\_\_ ell



\_\_\_ rone













# Which Blend?

Color the pictures. Circle the correct word that matches each picture. Write that word in the box.

 <p>blocks plocks</p> <hr/> <hr style="border-top: 1px dashed;"/> <hr/>	 <p>fry fly</p> <hr/> <hr style="border-top: 1px dashed;"/> <hr/>	 <p>flog frog</p> <hr/> <hr style="border-top: 1px dashed;"/> <hr/>
 <p>clab crab</p> <hr/> <hr style="border-top: 1px dashed;"/> <hr/>	 <p>crool stool</p> <hr/> <hr style="border-top: 1px dashed;"/> <hr/>	 <p>plant prant</p> <hr/> <hr style="border-top: 1px dashed;"/> <hr/>
 <p>blane plane</p> <hr/> <hr style="border-top: 1px dashed;"/> <hr/>	 <p>drum dlum</p> <hr/> <hr style="border-top: 1px dashed;"/> <hr/>	 <p>ski sti</p> <hr/> <hr style="border-top: 1px dashed;"/> <hr/>
 <p>smile skile</p> <hr/> <hr style="border-top: 1px dashed;"/> <hr/>	 <p>snake stake</p> <hr/> <hr style="border-top: 1px dashed;"/> <hr/>	 <p>snamp stamp</p> <hr/> <hr style="border-top: 1px dashed;"/> <hr/>

# Which Digraph?

Color the pictures. Circle the correct word that matches each picture. Write that word in the box.

 <p>dolphin dolthin</p> <hr/> <hr style="border-top: 1px dashed black;"/> <hr/>	 <p>phisker whisker</p> <hr/> <hr style="border-top: 1px dashed black;"/> <hr/>	 <p>shurch church</p> <hr/> <hr style="border-top: 1px dashed black;"/> <hr/>
 <p>chalk thalk</p> <hr/> <hr style="border-top: 1px dashed black;"/> <hr/>	 <p>cheese wheese</p> <hr/> <hr style="border-top: 1px dashed black;"/> <hr/>	 <p>gocher gopher</p> <hr/> <hr style="border-top: 1px dashed black;"/> <hr/>
 <p>whoto photo</p> <hr/> <hr style="border-top: 1px dashed black;"/> <hr/>	 <p>whisk phisk</p> <hr/> <hr style="border-top: 1px dashed black;"/> <hr/>	 <p>shief thief</p> <hr/> <hr style="border-top: 1px dashed black;"/> <hr/>
 <p>chark shark</p> <hr/> <hr style="border-top: 1px dashed black;"/> <hr/>	 <p>shorn thorn</p> <hr/> <hr style="border-top: 1px dashed black;"/> <hr/>	 <p>thumb chumb</p> <hr/> <hr style="border-top: 1px dashed black;"/> <hr/>

Name \_\_\_\_\_

Date \_\_\_\_\_

# Cut and Paste Blends

Color the pictures. Cut and sort the pictures according to its beginning blend sound. Glue in the appropriate box.

bl


br

cl

cr

dr

fr



blocks, blender, bread, broom, cliff, clock, crab, crown, drum, dragon, frog, fruit

Name \_\_\_\_\_

Date \_\_\_\_\_

# Cut and Paste Blends

Color the pictures. Cut and sort the pictures according to its beginning blend sound. Glue in the appropriate box.

sk

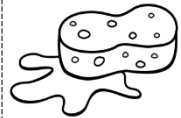

sl

sm

sn

sp

st



ski, skateboard, sled, slide, small, smile, snail, snake, spider, sponge, stamp, stool

Name \_\_\_\_\_

Date \_\_\_\_\_



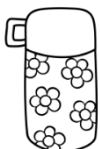

# Cut and Paste Digraphs

Color the pictures. Cut and sort the pictures according to the digraph sound it contains. Glue in the appropriate box.

ch

sh

th



chair, chick, cherry, cheese, shovel, shark, shell, ship, thermos, thumb, thread, throne



Name \_\_\_\_\_

Date \_\_\_\_\_


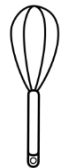

# Cut and Paste Digraphs

Color the pictures. Cut and sort the pictures according to the digraph sound it contains. Glue in the appropriate box.

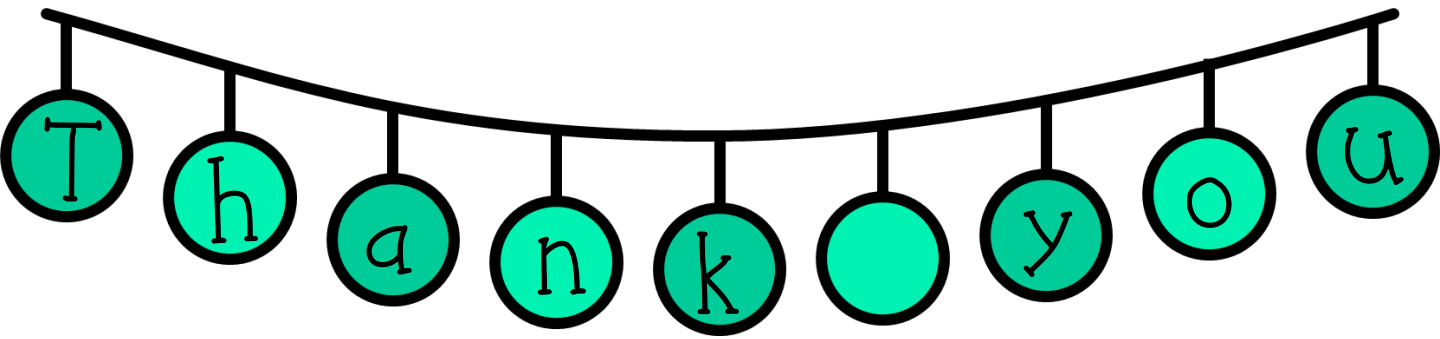
ph

sh

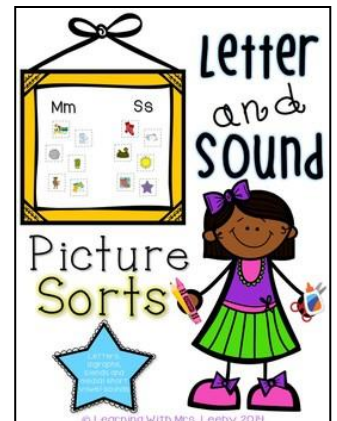
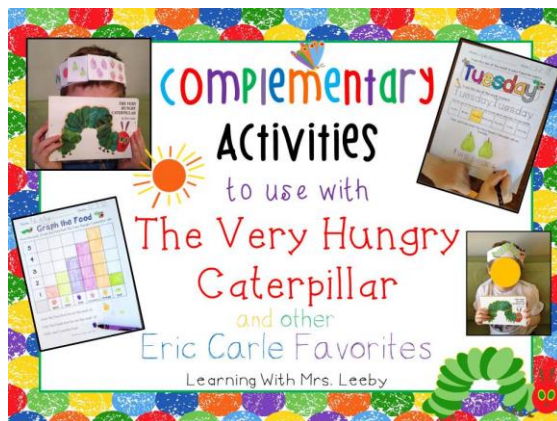
wh



photo, phone, elephant, trophy, sheep, shark, shell, shadow, whistle, wheel, whale, whisk



I'm only as good as my graphics  
(and fonts)



Thank you for downloading this product! Please leave me some feedback if you appreciate freebies like this one! I will not be making any modifications to this free product. If you have any questions, please email me: [mrsleeby@gmail.com](mailto:mrsleeby@gmail.com)

If you like freebies, make sure to follow me!



teachers pay teachers



follow me on facebook



follow me on pinterest

